

College of Biblical Studies - Houston



TRUTH. TRAINING. TRANSFORMATION.

Fact Book Fall 2013

Contents

About College of Biblical Studies – Houston.....	2	Fall 2013	11
Vision, Core Values and Mission	2	Fall 2013 Enrollment: by Gender	11
Six Institutional Goals	2	Fall 2013 Enrollment: by Ethnicity	12
History of the College	3	Fall 2013 Enrollment: By Age	13
Presidential Leadership.....	3	Fall 2013 Enrollment: by Degree	14
College of Biblical Studies Board of Trustees	4	Degrees Conferred.....	15
College of Biblical Studies	5	2012/13 Conferrals	16
Total Enrollment	5	CBS Alumni: by Ethnicity	17
Total Credit Hours.....	6		
Enrollment: by Degree Program	7		
Enrollment: by Gender.....	8		
Enrollment: by Ethnicity.....	9		
Price per Credit Hour	10		

About College of Biblical Studies – Houston

We train in the truth that leads to transformation. The College of Biblical Studies (CBS) began educating Houstonians in 1979. From the first class offered, we have lived out our mission of providing a biblically based education that embraces all ethnicities and strives to equip our students with an academic and spiritual foundation needed to lead their communities, churches and families.

Vision, Core Values and Mission

By 2020, the College of Biblical Studies – Houston will become the premier Bible college in Texas focused on transforming a diverse student body to serve Christ and impact families, churches and communities, to the glory of God.

The College was developed to provide college-level training in Bible and theology for those individuals who had little or no opportunity to receive such training by conventional means (resident, full-time). As a commuter college, this training is accomplished in a unique way through our key distinctives:

- Biblical – curriculum is primarily focused on a biblical world view, based on scriptural truth, with its focus on ministry preparation and life transformation.
- Diverse – student’s study and experience the education process with fellow students from a variety of ethnic and cultural backgrounds.

- Accessible – courses are available during the day, evening and Saturdays, and through alternative schedules to provide the CBS commuter college students the opportunity to “fit” their studies into their life schedules.
- Affordable – the cost of attendance is intentionally lower than other accredited private institutions and financial aid is available to assist students in meeting the financial requirements of their studies.

Six Institutional Goals

Through the College’s curricular and co-curricular experiences, CBS students demonstrate:

1. Biblical and theological knowledge, recognizing Scripture as the ultimate authority for life and godliness.
2. Skills that reflect critical-thinking and problem solving ability.
3. Attitudes and values indicative of an integrated biblical world view.
4. Sensitivity to various cultural viewpoints.
5. Skills of effective communication.
6. Skills for Christian Ministry.

History of the College

The College of Biblical Studies-Houston (CBS), formerly Houston Bible Institute (HBI), began as a burden in the heart of the late Rev. Ernest L. Mays, the founder of HBI. He sensed that large segments of the local Christian community were functioning without trained leaders. This was especially true within the inner-city minority groups. Out of this concern, Houston Bible & Vocational Institute was incorporated in 1976. Mr. William Thomas, Jr. and Rev. Joe Wall assisted in the development of a multi-racial, interdenominational board, which began working to make the school a reality. Within a short time, a decision was made to focus on biblical and theological training because they felt that there were already adequate resources for vocational training in the area.

In the fall of 1979, the first classes of Houston Bible Institute were offered. Rev. Rodney L. Cooper was the school’s first Executive Director. From its inception, the school used the facilities of KHCB-FM, a Houston-based Christian radio network, for its classrooms, and leased administrative space nearby.

In 1983, Rev. Rod Cooper resigned to pursue a PH.D., and the Board promoted Rev. Jack Arrington, then Vice President, to President. President Arrington continued the difficult task of building the foundation and establishing credibility in the minority community.

In 1991, God called Rev. Arrington to the pastorate and Dr. William Boyd to fill his vacancy. Dr. Boyd began the process of building the superstructure on the vision of Mays and the foundation of Cooper and Arrington. He implemented a scholarship program that resulted in significant growth of the College.

Under Dr. Boyd’s leadership, in 1996 the school was certified as a college and the name was changed from Houston Bible Institute to College of Biblical Studies – Houston. In 1999 CBS achieved national accreditation through the Accrediting Association of Bible Colleges (now the Association for Biblical Higher Education-ABHE).

In July 2007 God called Dr. Jay A. Quine to the presidency and Dr. Boyd became the Chancellor. Dr. Quine provided leadership for the creation of the 2008-2013 Strategic Plan that focused on the addition of a traditional bachelor’s program, a Center for Continuing Studies, and pursuit of regional accreditation.

In July 2012, God called Dr. William Blocker to the presidency to provide leadership to the College in the pursuit of becoming the premier Bible college in Texas, and furthering its impact on families, churches and communities.

In December 2013, the College of Biblical Studies – Houston was granted Member status for accreditation with the Southern Association of Colleges and Schools Commission on Colleges (SACSCOC).

Presidential Leadership

Rev. Ernest L. Mays, Founder

Rev. Rodney L. Cooper, 1979-1983

Dr. William Boyd, 1991-2007

Dr. Jay A. Quine, 2007-2011

Dr. William “Bill” Blocker, 2012-Present

College of Biblical Studies Board of Trustees

Officers

Ivory L. Varner, Chairman
Houston, Texas

Matthew Barnes, Vice Chairman
Houston, Texas

Beverly Lindgren, Secretary
Bellaire, Texas

Thomas D. Owens, Treasurer
Houston, Texas

Board of Regents

Cleothus Montgomery, D.Min.
Houston, Texas

Lee E. Skinner
Houston, Texas

Members

William D. Blocker, DMCE
Houston, Texas

Gene DewHurst
Houston, Texas

James T. Fox
Bellaire, Texas

Vergel L. Gay, Jr.
Bryan, Texas

Theresa Morgan
Houston, Texas

Harold D. Mullins, Sr., M.D.
Houston, Texas

Bruce E. Munsterman
Sugar Land, Texas

Laura A. Peterson, M.D., MPH
Houston, Texas

Robert S. Simmons, J.D.
Houston, Texas

Vernus C. Swisher
Houston, Texas

C. Patrick Turley
Houston, Texas

Charles E. Wheat
Galveston, Texas

A.W. Willis
Houston, Texas

Administrative Officers

William Blocker, M.Div., D.Min.,
President

John E. Knight, M.Div., MBA,
M.S., Senior Vice President of
Enrollment Management and
Distance Education

John. R. Boal, D.Sc.,
Vice President of Advancement

Richard K. Campbell, MSA,
Vice President of Finance &
Business Affairs

Paul D. Keith, M.A.B.S.,
Vice President of Institutional
Effectiveness and Student Affairs

Joseph D. Parle, Ph. D.,
Vice President of Academic
Affairs and Academic Dean

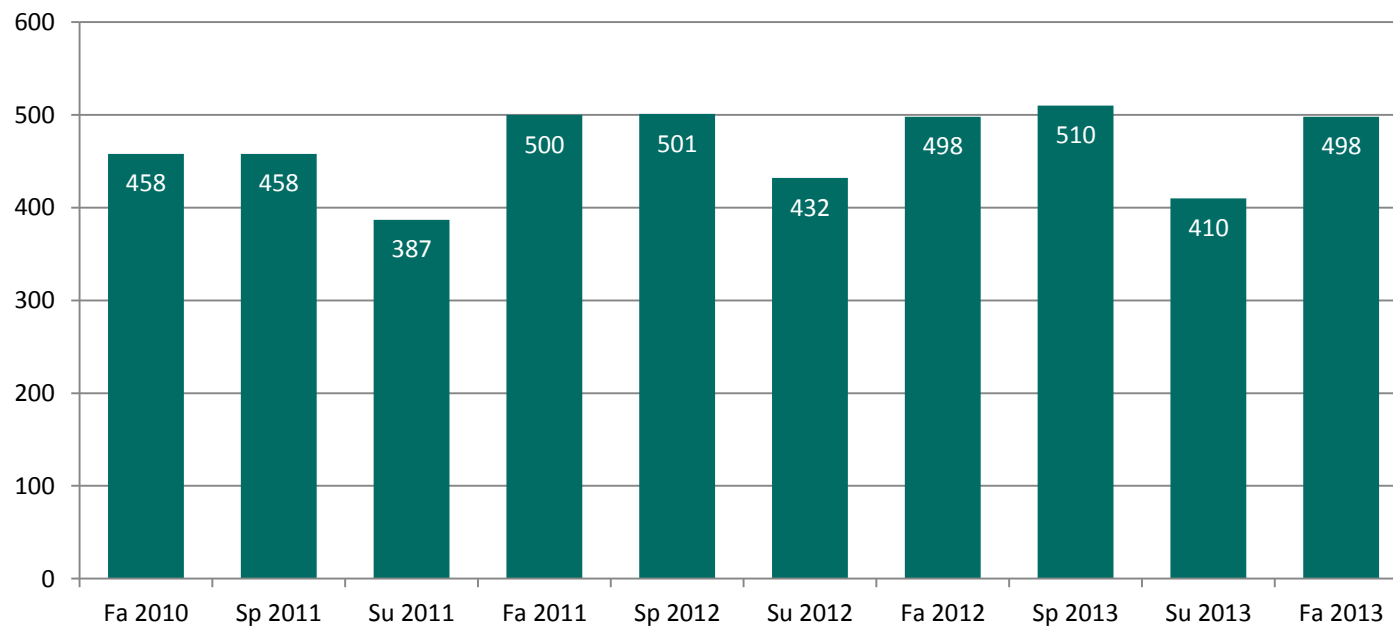
College of Biblical Studies

Total Enrollment

The College has seen an 8.7% increase in enrollment from Fall 2010 to Fall 2012. Historically, the highest enrollment was during the Spring 2013 semester with a total of 510 students. 387 was the lowest enrollment experienced during this time. There are currently 498 students enrolled in the Fall 2013 semester.

Chart 1.0 shows enrollment for each semester since Fall 2010.

**Chart 1.0 Total Enrollment
Fall 2010 to Fall 2013**



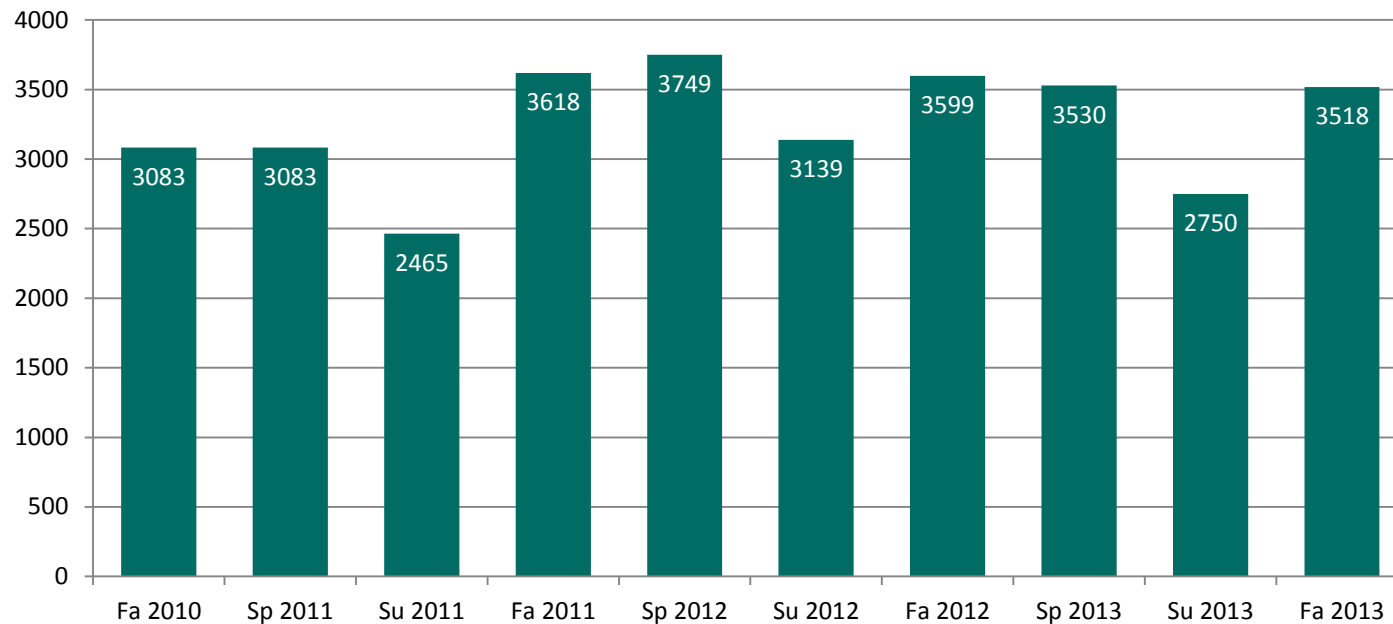
*Source: Sonisweb student data system

Total Credit Hours

There was a 16.7% increase in the total number of credit hours taken at the College between Fall 2010 and Fall 2012. Total credit hour consumption peaked in Spring 2012 with a total of 3,749 credit hours taken. Total credit hours taken were lowest in Summer 2011 with a total of 2,465 credit hours taken. The College follows a trimester system; however, summer total credit hours tend to be lower than fall or spring.

Chart 2.0 shows the total number of credit hours taken for each semester since Fall 2010:

**Chart 2.0 Total Credit Hours
Fall 2010 to Fall 2013**



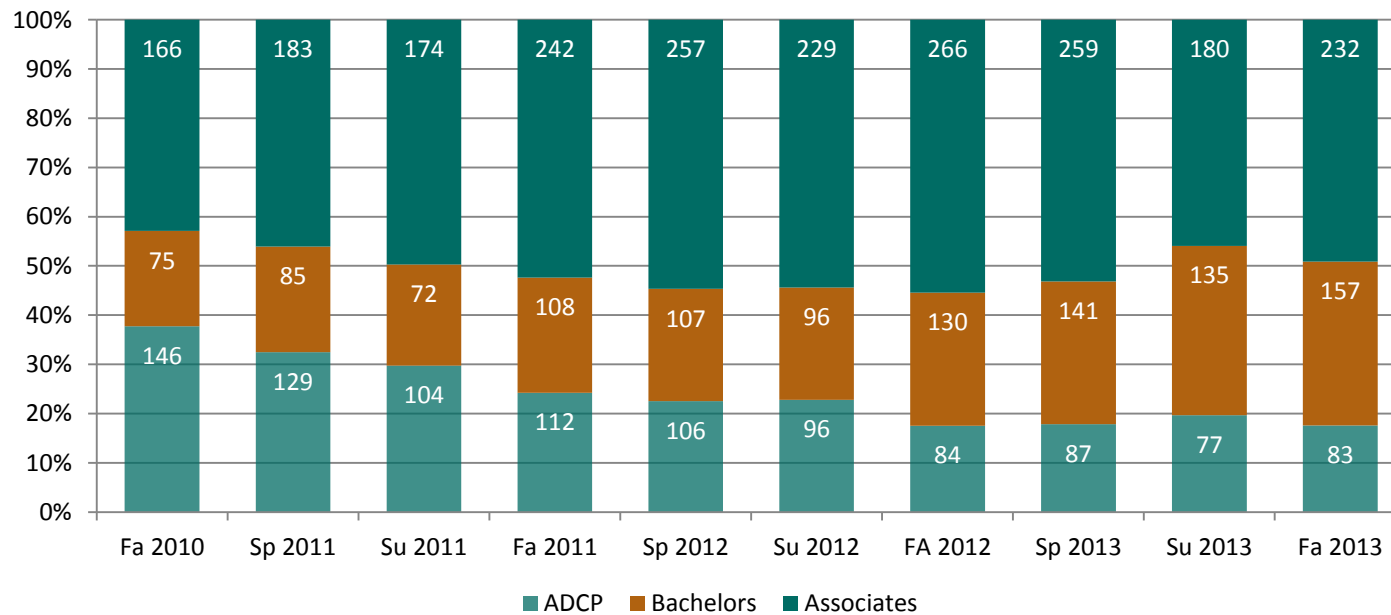
*Source: Sonisweb student data system

Enrollment: by Degree Program

The College currently offers Associate, Bachelor and Accelerated degree programs with more than ten areas of focus. These include Biblical Studies, Biblical Counseling, Pre-seminary, Christian Education and Leadership. The College introduced traditional Bachelor degree programs in Fall 2009.

Chart 3.0 shows the number and percent of enrollment by program for Fall 2009 to present:

**Chart 3.0 Enrollment by Degree Program
Fall 2010 to Fall 2013**



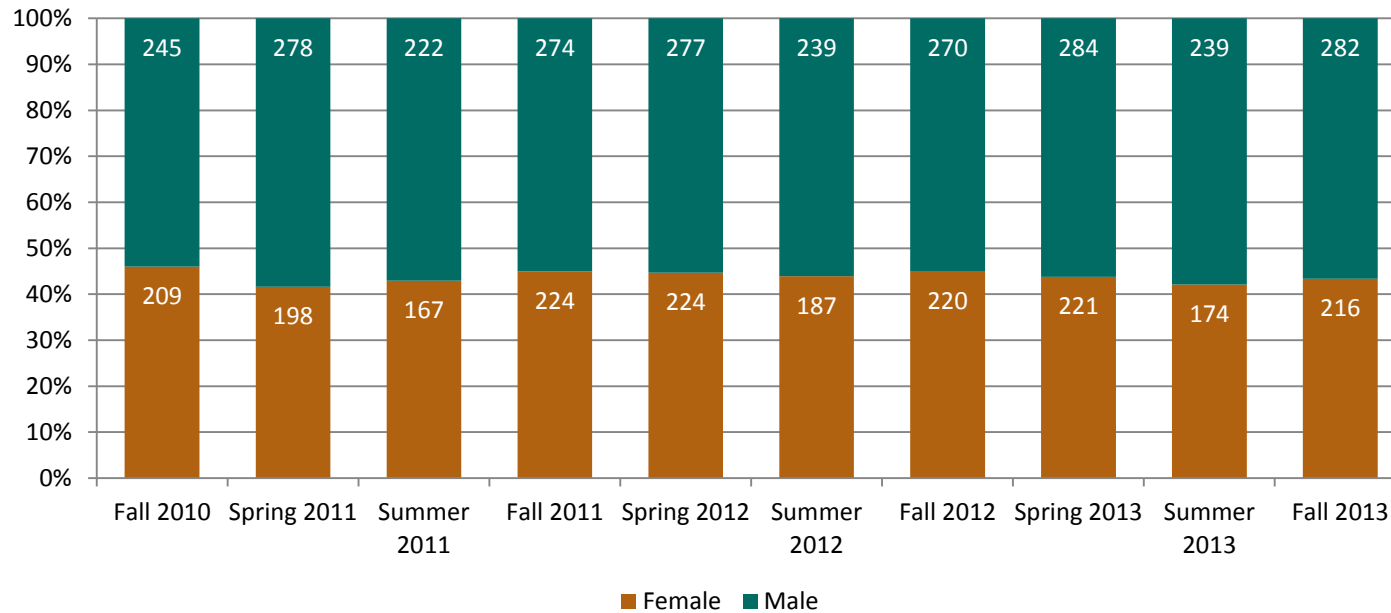
*Source: Sonisweb student data system

Enrollment: by Gender

Enrollment at the College demonstrates diversity through our gender distribution. From Fall 2010 the largest percentage of the student body made of just one gender was 58.5% male in Spring 2011. The average during this time was 44% female and 56% male.

Chart 4.0 shows the number and percent of students by gender for each semester since Fall 2010:

**Chart 4.0 Enrollment by Gender
Fall 2010 to Fall 2013**



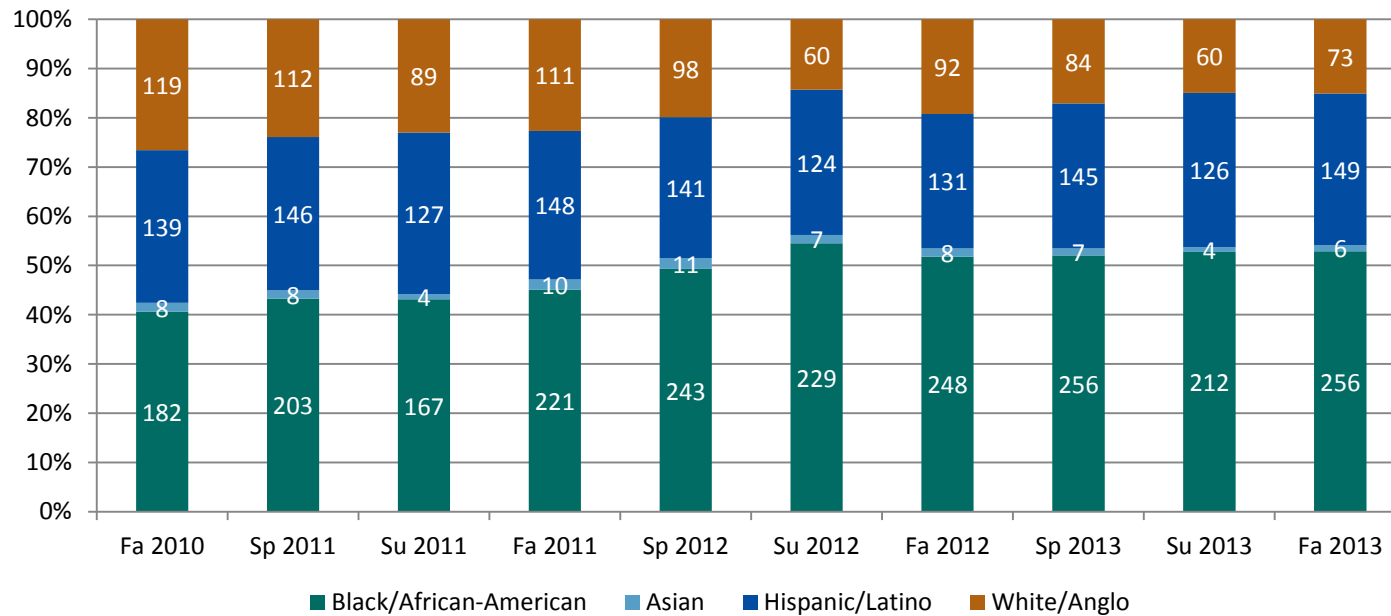
*Source: Sonisweb student data system

Enrollment: by Ethnicity

The College’s enrollment demonstrates how it is accomplishing the following part of its mission: “. . . with primary focus on African-American and other ethnic minority groups. . . .” A minimum of 40% of students enrolled have been African-American, a minimum of 27% have been Hispanic/Latino and a minimum of 14% have been White/Anglo since the Fall 2010 semester.

Chart 5.0 shows the number and percentage of students enrolled by ethnicity for each semester since Fall 2010 (only primary ethnicities are shown):

**Chart 5.0 Enrollment by Ethnicity
Fall 2010 to Fall 2013**



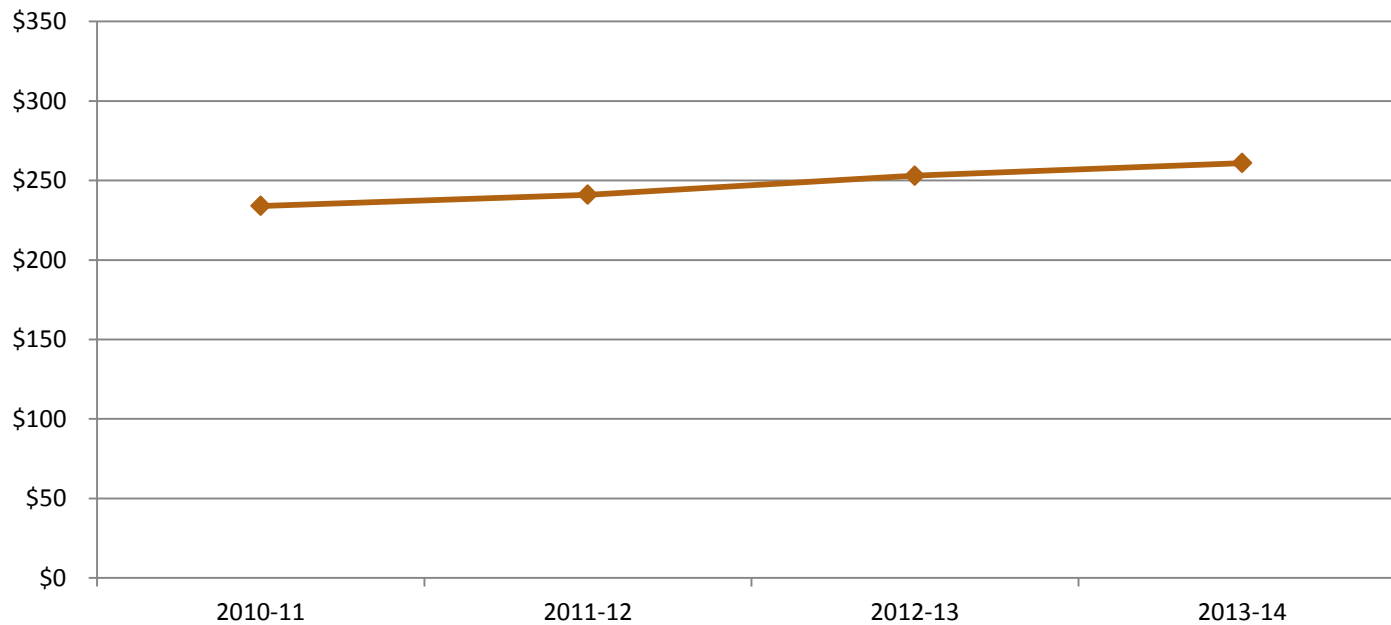
*Source: Sonisweb student data system

Price per Credit Hour

The College of Biblical Studies' goal is to provide an excellent Biblical higher education at an affordable price. CBS has a current price of \$261 per credit hour. This price is competitive with secular institutions, other Bible colleges and local community colleges.

Chart 6.0 shows price per credit hour from Fall 2010 to Fall 2013:

**Chart 6.0 Price per Credit Hour
Fall 2010 to Fall 2013**



*Source: Institutional website and financial aid office

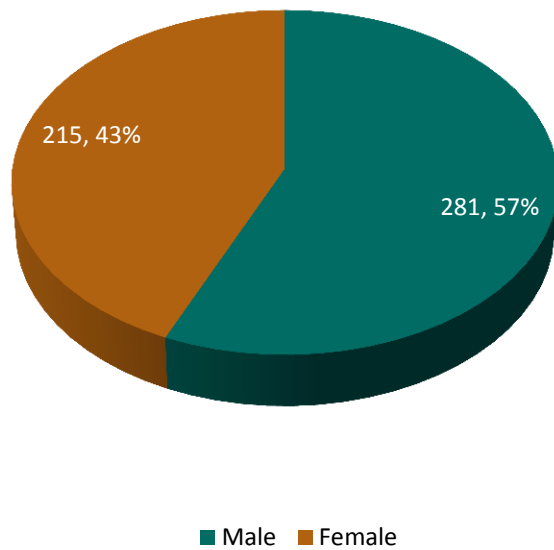
Fall 2013

Fall 2013 Enrollment: by Gender

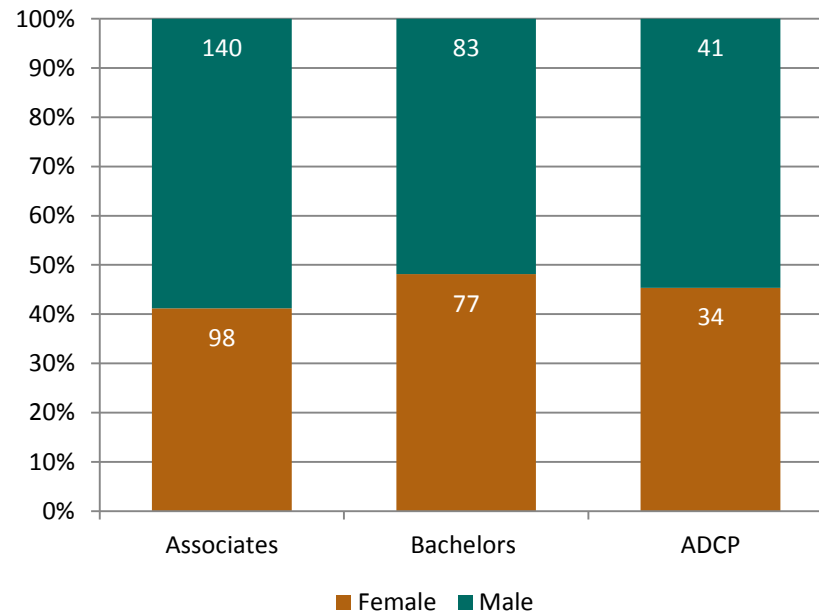
Fall 2013 continued the College’s trend of gender diversity. During the Fall 2013 semester, 43% of enrolled students were female and 57% male. In addition, the majority of programs at CBS also show gender diversity.

Chart 7.1 shows enrollment by gender for the Fall 2013 semester and Chart 7.2 shows program enrollment by gender for the Fall 2013 semester:

**Chart 7.1 Enrollment by Gender
Fall 2013**



**Chart 7.2 Program Enrollment by Gender
Fall 2013**



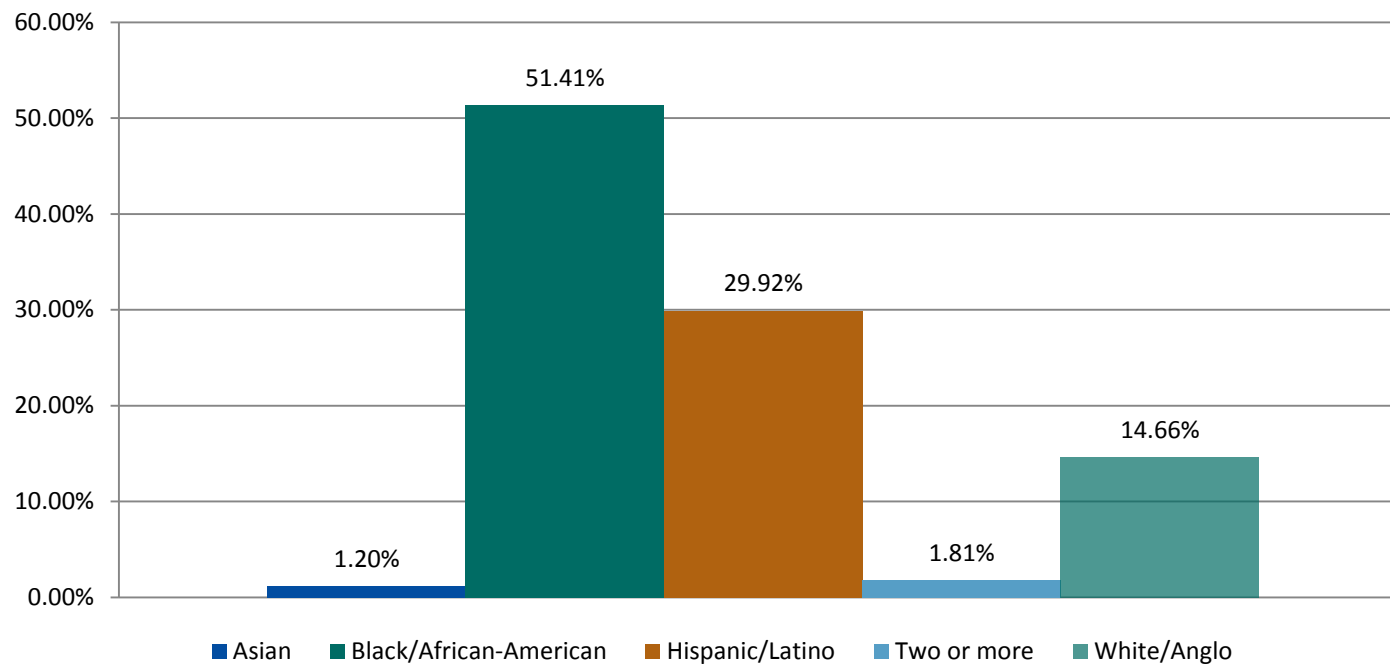
*Source: Sonisweb student data system

Fall 2013 Enrollment: by Ethnicity

The College of Biblical studies mission is focused on “African-American and other ethnic minority groups.” CBS students reflect the mission. 51% of our students were Black/African-American and 30% Hispanic/Latino during the Fall 2013 semester. This clearly demonstrates how unique CBS is and how committed CBS is to achieving our mission.

Chart 8.0 shows Fall 2013 enrollment by ethnicity:

Chart 8.0 Fall 2013 Enrollment by Ethnicity



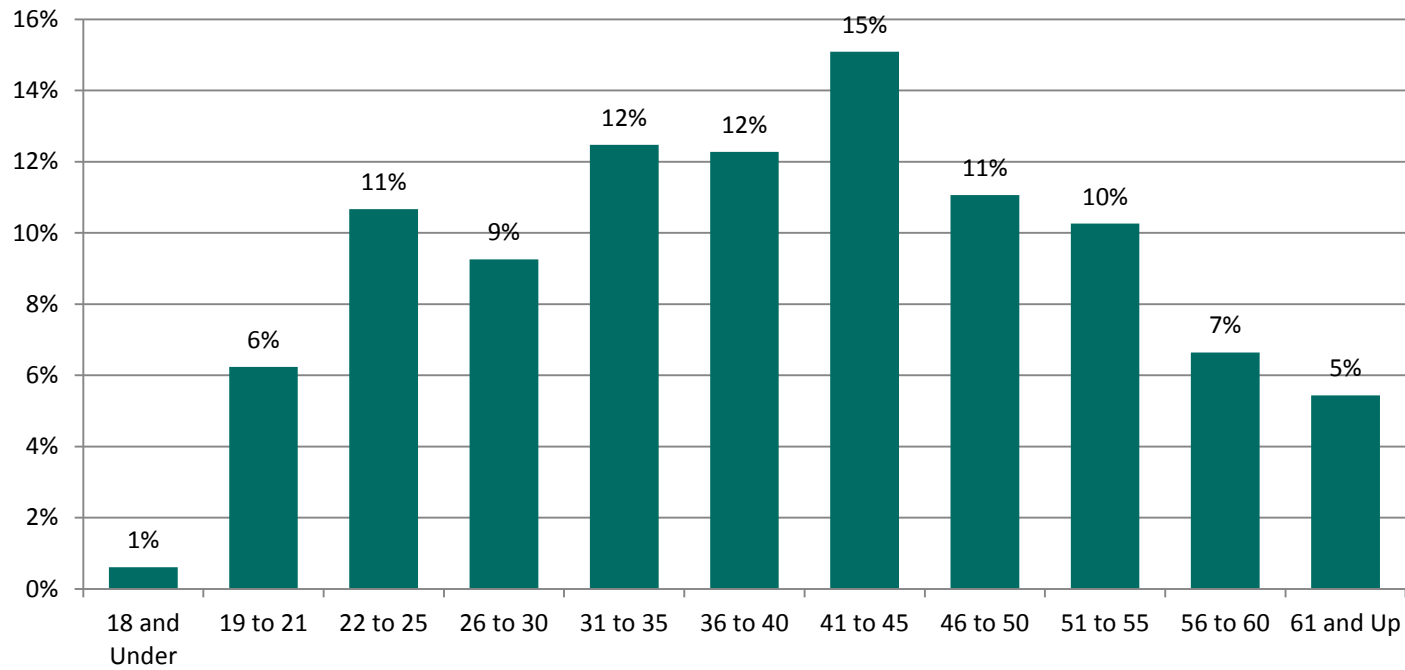
*Source: Sonisweb student data system

Fall 2013 Enrollment: By Age

CBS welcomes a diverse range of students. This may be best demonstrated by the broad range of age groups represented at the school. The chart below shows a total of 60 students were over the age of 56. There were approximately 87 students who were “traditional” college age (18-24). Fall 2013 enrollment by age further highlights how CBS is a unique experience.

Chart 9.0 shows enrollment by age for the Fall 2013 semester:

Chart 9.0 Fall 2013 Enrollment by Age



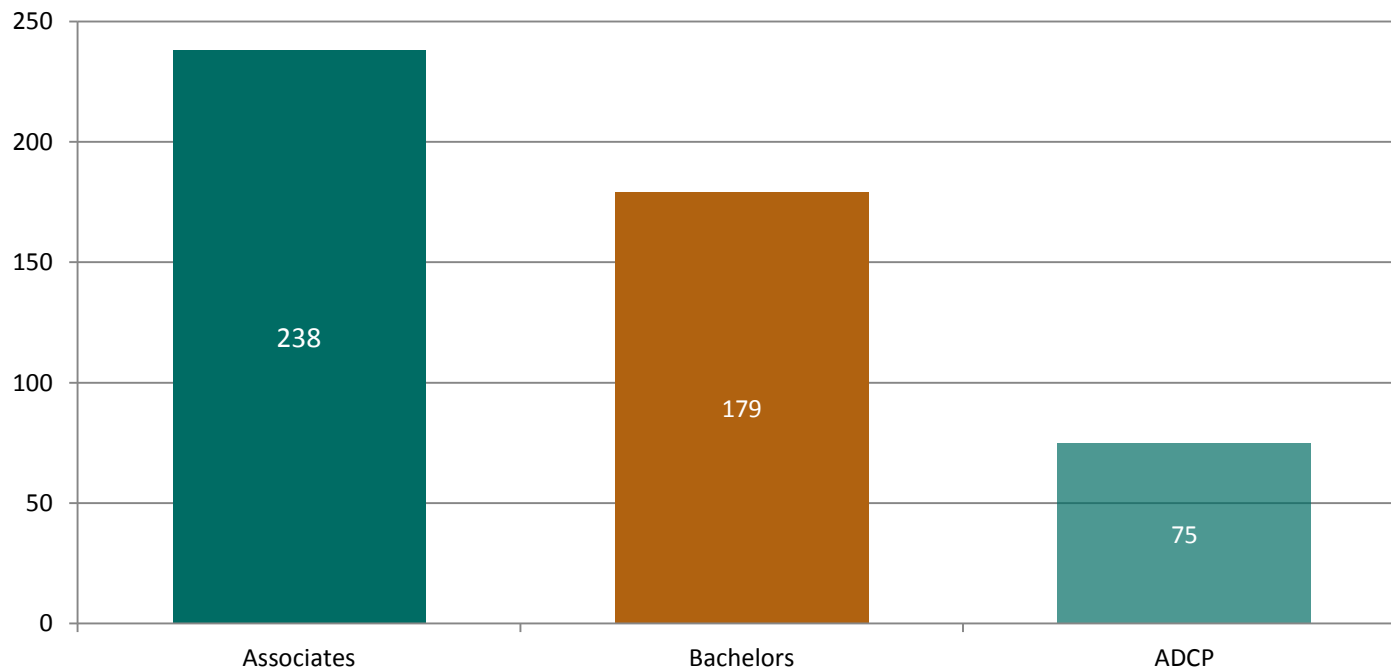
*Source: Sonisweb student data system

Fall 2013 Enrollment: by Degree

The College of Biblical Studies currently offers traditional Bachelor’s, Accelerated Degree Completion (ADCP) and Associate’s degree programs. Students are encouraged and assisted in finding the program that fits their individual schedule, needs and goals. The most popular programs at CBS were the associate degree programs in the Fall 2013 semester.

Chart 10.0 shows enrollment by program for the Fall 2013 semester:

Chart 10.0 Fall 2013 Enrollment by Degree



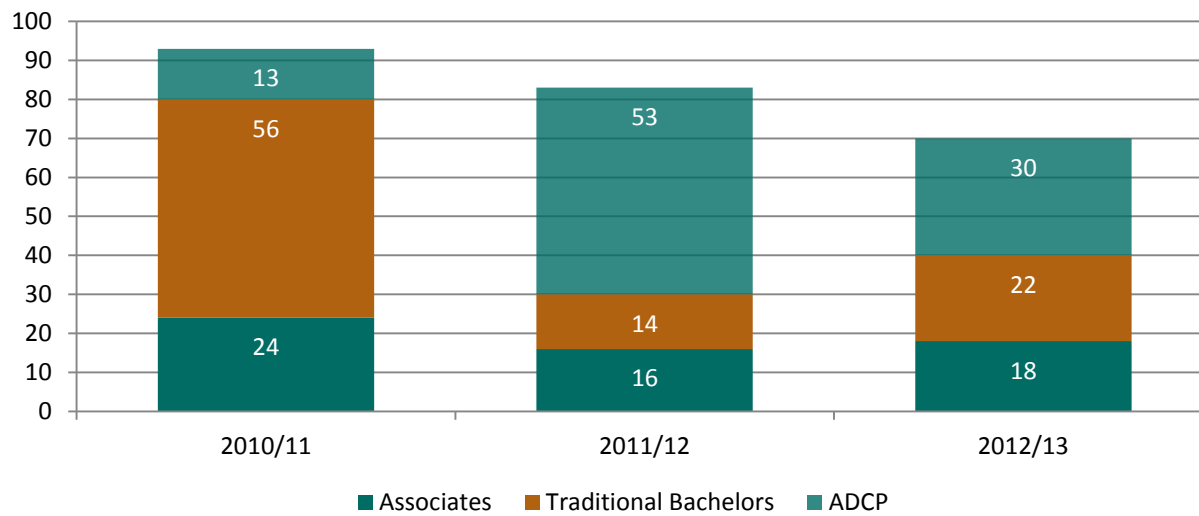
*Source: Sonisweb student data system

Degrees Conferred

The College conferred a total of 70 degrees for the 2012/13 academic year with over eight different specializations. The CBS mission states that it “equips its students with a biblical worldview for Christian service to the church and the world.” Nothing demonstrates this more than those who have earned a degree from CBS.

Chart 11.0 shows degrees conferred from the 2010/11 to 2012/13 academic years:

**Chart 11.0 Degrees Conferred
2010/11 to 2012/13 Academic Year**



*Source: Office of the Registrar

2012/13 Conferrals

Graduates of The College of Biblical Studies represent a wide range of ethnicities and ages. Graduates are almost equally divided relative to gender. In academic year 2012/13 there were more African-American graduates than any other ethnicity. The majority of graduates were between 40 and 59 years old.

Charts 12.1-12.3 show degrees conferred by gender, ethnicity and age:

Chart 12.1 Degrees by Gender

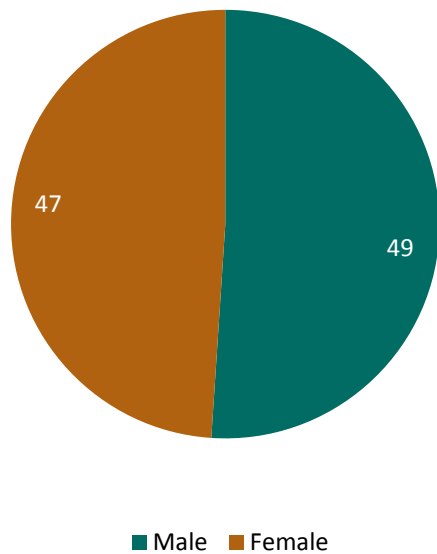


Chart 12.2 Degrees by Ethnicity

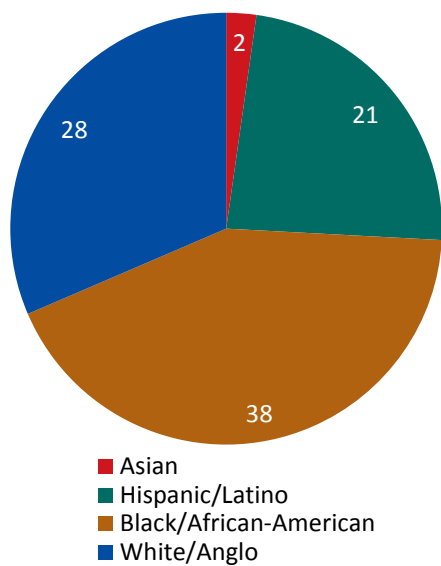
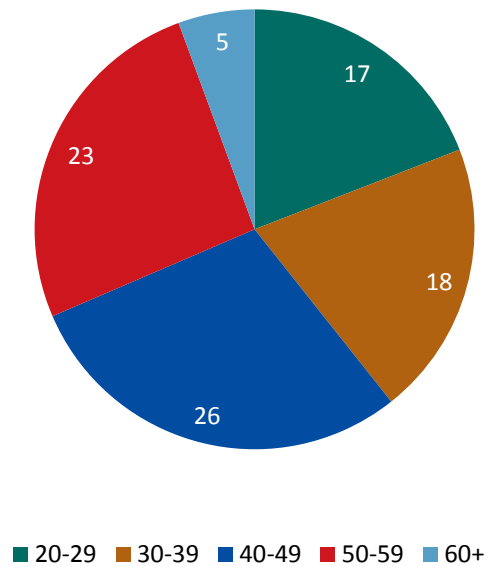


Chart 12.3 Degrees by Age



*Source: Office of the Registrar

CBS Alumni: by Ethnicity

During CBS' 35 year history, the school has awarded 1680 degrees. Of those degrees, over 58% have been awarded to Black/African-Americans. In addition, 15% have been awarded to Hispanic/Latino graduates. In total, over 75% of CBS alumni are ethnic minorities.

Chart 13.1 shows the ethnic distribution of CBS alumni and Chart 13.2 shows CBS alumni by gender:

Chart 13.1 CBS Alumni by Ethnicity

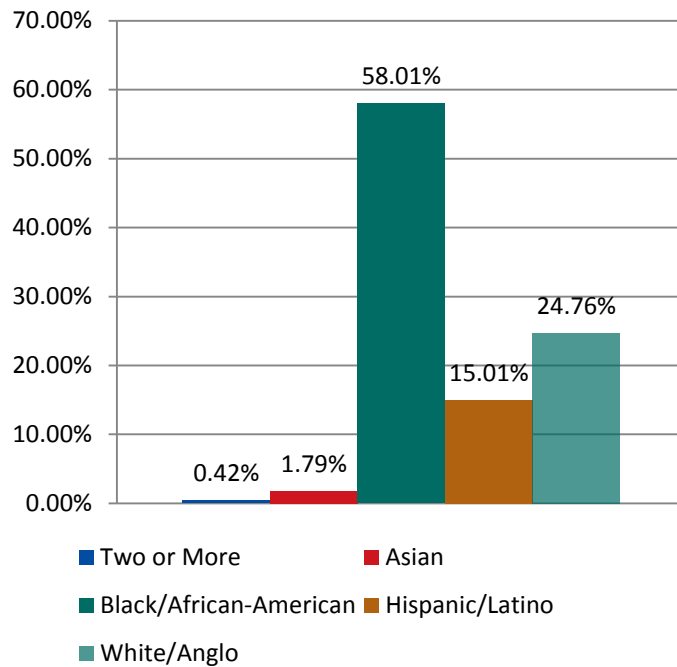
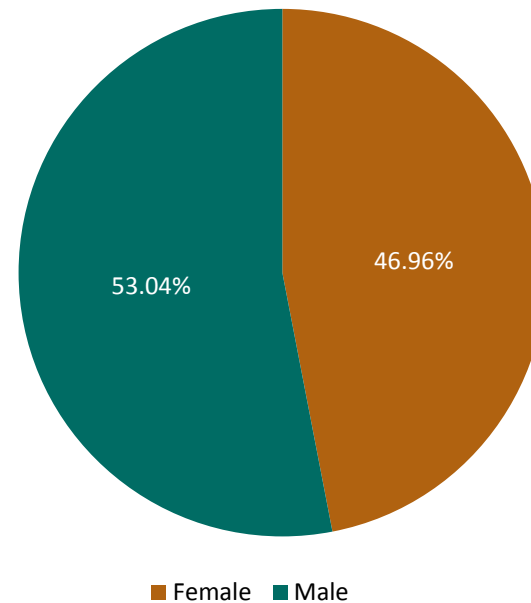


Chart 13.2 CBS Alumni by Gender



*Source: Sonisweb student data system